

**BLUE RIBBON  
DOWNS  
RACINO, WILL  
ROGERS DOWNS  
AND REMINGTON  
PARK**

MARCH 2008

**GAMING  
AUDIT**



**Jeff A. McMahan**

Oklahoma State Auditor  
& Inspector

**OKLAHOMA HORSE RACING COMMISSION  
STATISTICAL REPORT OF GAMING OPERATIONS  
BLUE RIBBON DOWNS RACINO, WILL ROGERS DOWNS  
AND REMINGTON PARK  
MARCH 2008**

---

This publication is printed and issued by the State Auditor and Inspector as authorized by 74 O.S. 2001, § 212 and 74 O.S. 2001, § 3105. Forty copies have been prepared and distributed at a cost of \$81.95. Copies have been deposited with the Publications Clearinghouse of the Oklahoma Department of Libraries.



**STATE OF OKLAHOMA**  
**OFFICE OF THE AUDITOR AND INSPECTOR**

Jeff A. McMahan  
State Auditor and Inspector

April 9, 2008

**TO THE MEMBERS OF THE OKLAHOMA  
HORSE RACING COMMISSION**

Transmitted herewith is the Statistical Report of Gaming Operations for Blue Ribbon Downs Racino, Will Rogers Downs and Remington Park for the month of March 2008, which is the result of our monitoring and data accumulation.

We wish to take this opportunity to express our appreciation for the assistance and cooperation extended to our office during this time.

The Office of the State Auditor and Inspector is committed to serve the public interest by providing independent oversight by issuing reports that serve as a management tool to the state. Our goal is to ensure a government, which is accountable to the people of the State of Oklahoma.

Sincerely,

A handwritten signature in blue ink that reads "Michelle R. Day".

Michelle R. Day, Esq.  
Deputy State Auditor and Inspector

**OKLAHOMA HORSE RACING COMMISSION  
STATISTICAL REPORT OF GAMING OPERATIONS  
BLUE RIBBON DOWNS RACINO, WILL ROGERS DOWNS AND REMINGTON PARK  
FOR THE MONTH OF MARCH 2008**

---

**TABLE OF CONTENTS**

	<b><u>PAGE</u></b>
<b>STATE AUDITOR AND INSPECTOR LETTER .....</b>	<b>4</b>
<b>STATISTICAL REPORT OF GAMING OPERATIONS .....</b>	<b>5</b>



**STATE OF OKLAHOMA**  
**OFFICE OF THE AUDITOR AND INSPECTOR**

Jeff A. McMahan  
State Auditor and Inspector

**TO THE MEMBERS OF THE OKLAHOMA  
HORSE RACING COMMISSION**

We compiled the information presented in this report from the statistical data obtained from the gaming vendors and licensees located at Blue Ribbon Downs Racino, Will Rogers Downs and Remington Park for the month of March 2008.

We were not engaged to perform an audit in accordance with generally accepted auditing standards, the objective of which would be the expression of an opinion on specified elements or accounts. Accordingly, we do not express such an opinion. This report relates only to the procedures specified above and does not extend to any financial statements of the racetracks or racinos taken as a whole.

In planning and performing these procedures, we considered the internal control structure of the gaming departments; however, our procedures were substantially less in scope than the procedures we would have applied if we had been engaged to express an opinion on the internal controls. Accordingly, we do not express an opinion on their internal control structure.

Sincerely,

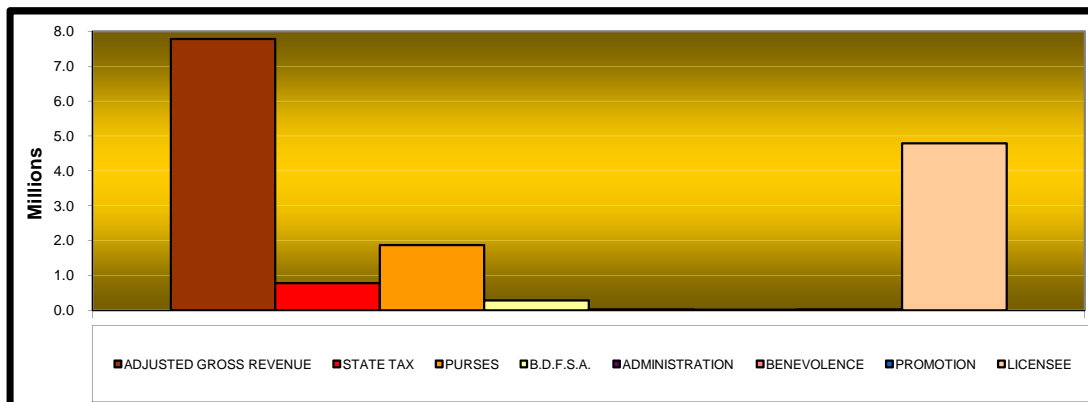
A handwritten signature in blue ink that reads "Michelle R. Day".

Michelle R. Day, Esq.  
Deputy State Auditor and Inspector

April 9, 2008

**OKLAHOMA STATE AUDITOR & INSPECTOR  
GAMING AT OKLAHOMA HORSE RACING TRACKS  
MARCH 2008**

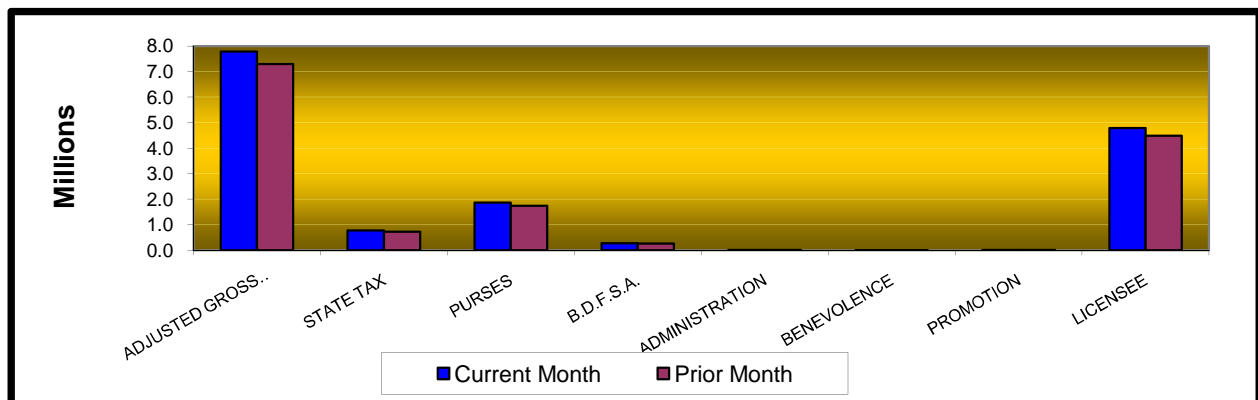
	<u><b>TOTAL</b></u>	<u><b>BLUE RIBBON DOWNS</b></u>	<u><b>WILL ROGERS DOWNS</b></u>	<u><b>REMINGTON PARK</b></u>
Gaming Days This Month	93	31	31	31
Opening Date		10/17/05	12/09/05	11/21/05
Adjusted Gross Revenue	<u>\$7,786,440.08</u>	<u>\$423,616.84</u>	<u>\$1,887,211.96</u>	<u>\$5,475,611.28</u>
<b>State Tax</b>				
Higher Education Trust Fund	93,437.28	5,083.40	22,646.54	65,707.34
Education Reform	685,206.73	37,278.28	166,074.66	481,853.79
<b>Purse Fund</b>				
<u>Purses</u>				
Thoroughbred	907,535.09	40,746.64	164,541.30	702,247.15
Quarterhorse	839,918.11	42,176.35	187,895.55	609,846.21
Paint & Appaloosa	123,815.83	9,372.52	41,754.57	72,688.74
Breeding Development Fund				
<u>Special Account</u>				
Thoroughbred	146,742.10	5,718.83	42,462.27	98,561.00
Quarterhorse	134,278.27	4,289.12	19,108.02	110,881.13
Paint & Appaloosa	12,591.46	953.15	4,246.23	7,392.08
<u>Administration</u>				
Thoroughbred	10,813.10	476.57	2,123.11	8,213.42
Quarterhorse	9,991.76	476.57	2,123.11	7,392.08
Paint & Appaloosa	1,399.04	105.90	471.80	821.34
<u>Benevolence</u>				
Thoroughbred	5,406.54	238.28	1,061.56	4,106.70
Quarterhorse	4,995.87	238.28	1,061.56	3,696.03
Paint & Appaloosa	699.51	52.96	235.89	410.66
<u>Promotions</u>				
Thoroughbred	10,813.10	476.57	2,123.11	8,213.42
Quarterhorse	9,991.76	476.57	2,123.11	7,392.08
Paint & Appaloosa	1,399.04	105.90	471.80	821.34
<b>Licensee</b>	<b>\$4,787,405.49</b>	<b>\$275,350.95</b>	<b>\$1,226,687.77</b>	<b>\$3,285,366.77</b>





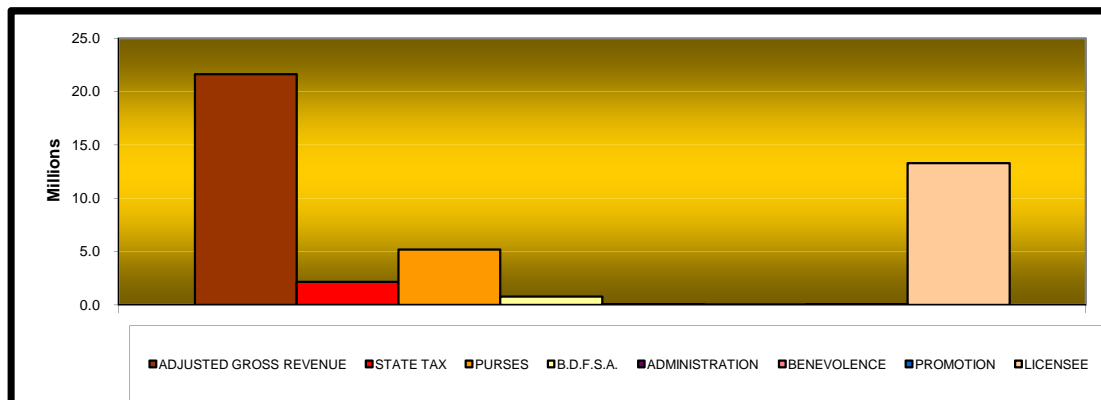
**OKLAHOMA STATE AUDITOR & INSPECTOR  
GAMING AT OKLAHOMA HORSE RACING TRACKS  
MARCH 2008**

	<u>TOTAL</u>	<u>PRIOR MONTH</u>	<u>% CHANGE</u>	<u>PRIOR YEAR</u>	<u>% CHANGE</u>
Gaming Days	93	87	6.90%	93	0.00%
Opening Date					
Adjusted Gross Revenue	\$7,786,440.08	\$7,296,561.80	6.71%	\$7,391,202.62	5.35%
<b>State Tax</b>					
Higher Education Trust Fund	93,437.28	87,558.74	6.71%	88,694.43	5.35%
Education Reform	685,206.73	642,097.44	6.71%	650,425.83	5.35%
<b>Purse Fund</b>					
<u>Purses</u>					
Thoroughbred	907,535.09	848,788.58	6.92%	892,651.99	1.67%
Quarterhorse	839,918.11	786,603.00	6.78%	818,171.31	2.66%
Paint & Appaloosa	123,815.83	116,379.85	6.39%	117,622.11	5.27%
Breeding Development Fund					
<u>Special Account</u>					
Thoroughbred	146,742.10	137,697.79	6.57%	107,733.84	36.21%
Quarterhorse	134,278.27	125,425.46	7.06%	106,349.22	26.26%
Paint & Appaloosa	12,591.46	11,835.24	6.39%	11,961.57	5.27%
<u>Administration</u>					
Thoroughbred	10,813.10	10,117.81	6.87%	10,260.37	5.39%
Quarterhorse	9,991.76	9,354.14	6.82%	9,482.26	5.37%
Paint & Appaloosa	1,399.04	1,315.03	6.39%	1,329.07	5.26%
<u>Benevolence</u>					
Thoroughbred	5,406.54	5,058.90	6.87%	5,130.18	5.39%
Quarterhorse	4,995.87	4,677.07	6.82%	4,741.13	5.37%
Paint & Appaloosa	699.51	657.52	6.39%	664.53	5.26%
<u>Promotions</u>					
Thoroughbred	10,813.10	10,117.81	6.87%	10,260.37	5.39%
Quarterhorse	9,991.76	9,354.14	6.82%	9,482.26	5.37%
Paint & Appaloosa	1,399.04	1,315.03	6.39%	1,329.07	5.26%
<b>Licensee</b>	\$4,787,405.49	\$4,488,208.25	6.67%	\$4,544,913.08	5.34%



**OKLAHOMA STATE AUDITOR & INSPECTOR  
GAMING AT OKLAHOMA HORSE RACING TRACKS  
CALENDAR 2008**

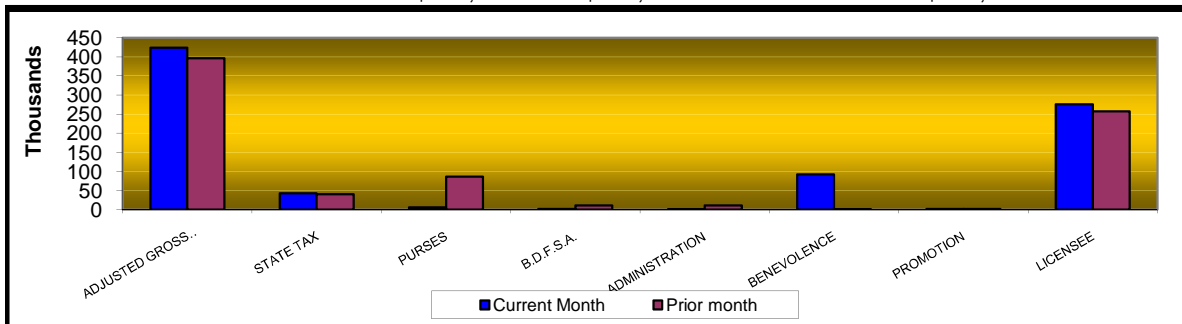
	<u><b>TOTAL</b></u>	<u><b>BLUE RIBBON DOWNS</b></u>	<u><b>WILL ROGERS DOWNS</b></u>	<u><b>REMINGTON PARK</b></u>
Gaming Days This Year	273	91	91	91
Opening Date		10/17/05	12/09/05	11/21/05
Adjusted Gross Revenue	<u>\$21,638,208.41</u>	<u>\$1,124,296.15</u>	<u>\$5,314,514.35</u>	<u>\$15,199,397.91</u>
<b>State Tax</b>				
Higher Education Trust Fund	259,658.50	13,491.55	63,774.17	182,392.78
Education Reform	1,904,162.35	98,938.07	467,677.27	1,337,547.01
<b>Purse Fund</b>				
<u>Purses</u>				
Thoroughbred	2,520,825.24	108,143.23	463,359.23	1,949,322.78
Quarterhorse	2,333,897.02	111,937.73	529,126.36	1,692,832.93
Paint & Appaloosa	344,230.67	24,875.05	117,583.63	201,771.99
Breeding Development Fund				
<u>Special Account</u>				
Thoroughbred	408,343.74	15,178.00	119,576.58	273,589.16
Quarterhorse	372,980.76	11,383.50	53,809.45	307,787.81
Paint & Appaloosa	35,006.54	2,529.68	11,957.66	20,519.20
<u>Administration</u>				
Thoroughbred	30,042.75	1,264.83	5,978.82	22,799.10
Quarterhorse	27,762.85	1,264.83	5,978.82	20,519.20
Paint & Appaloosa	3,889.61	281.07	1,328.63	2,279.91
<u>Benevolence</u>				
Thoroughbred	15,021.37	632.42	2,989.41	11,399.54
Quarterhorse	13,881.42	632.42	2,989.41	10,259.59
Paint & Appaloosa	1,944.80	140.55	664.30	1,139.95
<u>Promotions</u>				
Thoroughbred	30,042.75	1,264.83	5,978.82	22,799.10
Quarterhorse	27,762.85	1,264.83	5,978.82	20,519.20
Paint & Appaloosa	3,889.61	281.07	1,328.63	2,279.91
<b>Licensee</b>	<b>\$13,304,865.59</b>	<b>\$730,792.51</b>	<b>\$3,454,434.33</b>	<b>\$9,119,638.75</b>





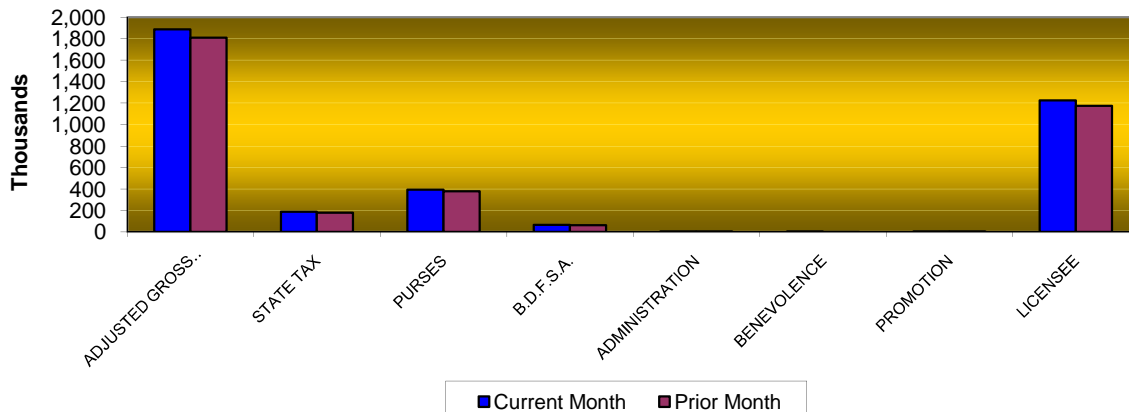
**OKLAHOMA STATE AUDITOR & INSPECTOR  
GAMING AT OKLAHOMA HORSE RACING TRACKS  
MARCH 2008**

<b><u>Blue Ribbon Downs</u></b>	<b><u>CURRENT MONTH</u></b>	<b><u>PRIOR MONTH</u></b>	<b><u>% CHANGE</u></b>	<b><u>MARCH 2007</u></b>	<b><u>% CHANGE</u></b>
Gaming Days	31	29	6.90%	31	0.00%
Opening Date	10/17/2005				
Adjusted Gross Revenue	\$423,616.84	\$396,080.85	6.95%	\$419,667.30	0.94%
<b>State Tax</b>					
Higher Education Trust Fund	5,083.40	4,752.97	6.95%	5,036.01	0.94%
Education Reform	37,278.28	34,855.12	6.95%	36,930.72	0.94%
<b>Purse Fund</b>					
<b><u>Purses</u></b>					
Thoroughbred	40,746.64	38,098.02	6.95%	41,074.94	-0.80%
Quarterhorse	42,176.35	39,434.79	6.95%	41,783.13	0.94%
Paint & Appaloosa	9,372.52	8,763.29	6.95%	9,285.14	0.94%
Breeding Development Fund					
<b><u>Special Account</u></b>					
Thoroughbred	5,718.83	5,347.09	6.95%	4,957.31	15.36%
Quarterhorse	4,289.12	4,010.32	6.95%	4,249.13	0.94%
Paint & Appaloosa	953.15	891.18	6.95%	944.25	0.94%
<b><u>Administration</u></b>					
Thoroughbred	476.57	445.59	6.95%	472.13	0.94%
Quarterhorse	476.57	445.59	6.95%	472.13	0.94%
Paint & Appaloosa	105.90	99.02	6.95%	104.92	0.93%
<b><u>Benevolence</u></b>					
Thoroughbred	238.28	222.80	6.95%	236.05	0.94%
Quarterhorse	238.28	222.80	6.95%	236.05	0.94%
Paint & Appaloosa	52.96	49.52	6.95%	52.46	0.95%
<b><u>Promotions</u></b>					
Thoroughbred	476.57	445.59	6.95%	472.13	0.94%
Quarterhorse	476.57	445.59	6.95%	472.13	0.94%
Paint & Appaloosa	105.90	99.02	6.95%	104.92	0.93%
<b>Licensee</b>	\$275,350.95	\$257,452.55	6.95%	\$272,783.75	0.94%



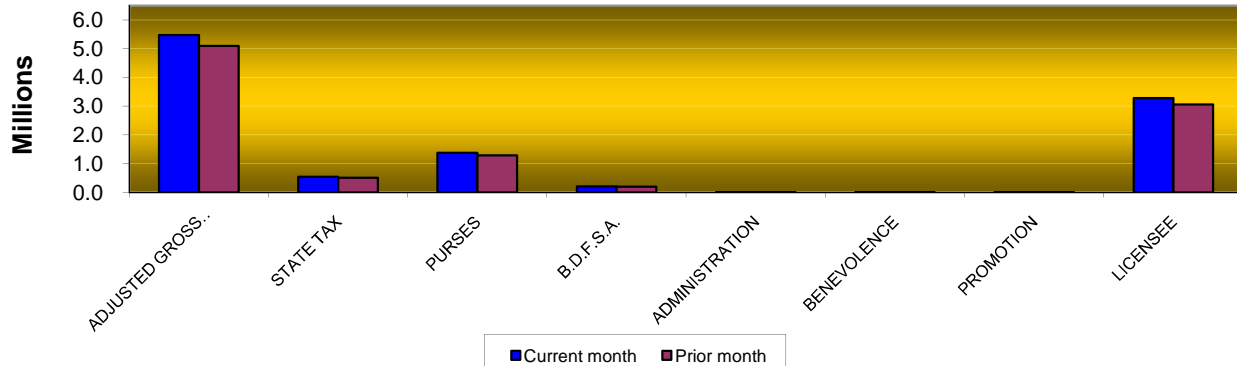
**OKLAHOMA STATE AUDITOR & INSPECTOR  
GAMING AT OKLAHOMA HORSE RACING TRACKS  
MARCH 2008**

<u>Will Rogers Downs</u>	<u>CURRENT MONTH</u>	<u>PRIOR MONTH</u>	<u>% CHANGE</u>	<u>MARCH 2007</u>	<u>% CHANGE</u>
Gaming Days	31	29	6.90%	31	0.00%
Opening Date	12/09/05				
Adjusted Gross Revenue	\$1,887,211.96	\$1,809,342.50	4.30%	\$1,784,162.75	5.78%
<b>State Tax</b>					
Higher Education Trust Fund	22,646.54	21,712.11	4.30%	21,409.95	5.78%
Education Reform	166,074.66	159,222.14	4.30%	157,006.32	5.78%
<b>Purse Fund</b>					
<u>Purses</u>					
Thoroughbred	164,541.30	157,752.05	4.30%	174,624.93	-5.77%
Quarterhorse	187,895.55	180,142.67	4.30%	177,635.70	5.78%
Paint & Appaloosa	41,754.57	40,031.70	4.30%	39,474.60	5.78%
Breeding Development Fund					
<u>Special Account</u>					
Thoroughbred	42,462.27	40,710.21	4.30%	21,075.42	101.48%
Quarterhorse	19,108.02	18,319.59	4.30%	18,064.65	5.78%
Paint & Appaloosa	4,246.23	4,071.02	4.30%	4,014.37	5.78%
<u>Administration</u>					
Thoroughbred	2,123.11	2,035.51	4.30%	2,007.18	5.78%
Quarterhorse	2,123.11	2,035.51	4.30%	2,007.18	5.78%
Paint & Appaloosa	471.80	452.34	4.30%	446.04	5.78%
<u>Benevolence</u>					
Thoroughbred	1,061.56	1,017.75	4.30%	1,003.60	5.78%
Quarterhorse	1,061.56	1,017.75	4.30%	1,003.60	5.78%
Paint & Appaloosa	235.89	226.16	4.30%	223.02	5.77%
<u>Promotions</u>					
Thoroughbred	2,123.11	2,035.51	4.30%	2,007.18	5.78%
Quarterhorse	2,123.11	2,035.51	4.30%	2,007.18	5.78%
Paint & Appaloosa	471.80	452.34	4.30%	446.04	5.78%
<b>Licensee</b>	\$1,226,687.77	\$1,176,072.63	4.30%	\$1,159,705.79	5.78%



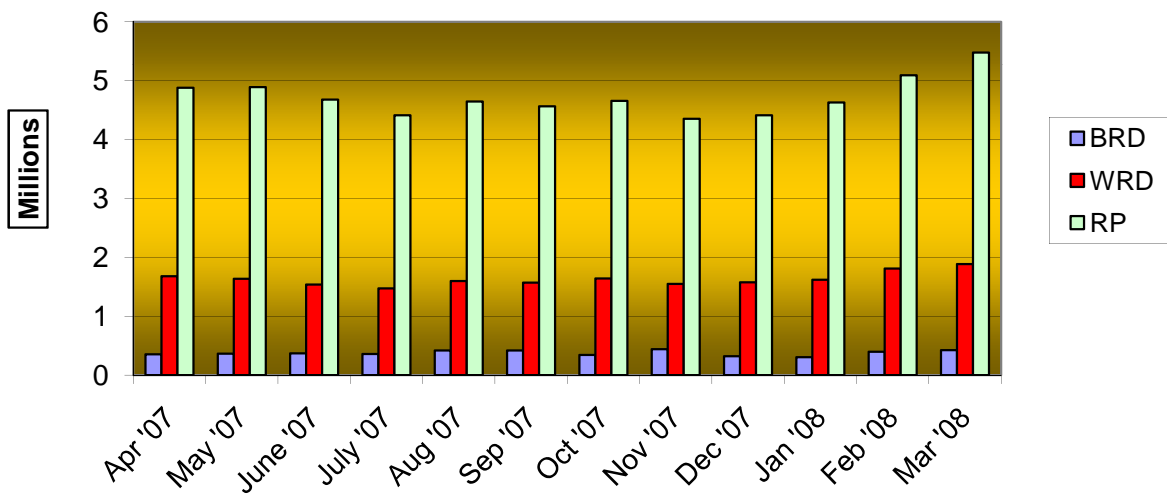
**OKLAHOMA STATE AUDITOR & INSPECTOR  
GAMING AT OKLAHOMA HORSE RACING TRACKS  
MARCH 2008**

<b><u>Remington Park</u></b>	<b><u>CURRENT MONTH</u></b>	<b><u>PRIOR MONTH</u></b>	<b><u>% CHANGE</u></b>	<b><u>MARCH 2007</u></b>	<b><u>% CHANGE</u></b>
Gaming Days	31	29	6.90%	31	0.00%
Opening Date	11/21/05				
Adjusted Gross Revenue	\$5,475,611.28	\$5,091,138.45	7.55%	\$5,187,372.57	5.56%
<b><u>State Tax</u></b>					
Higher Education Trust Fund	65,707.34	61,093.66	7.55%	62,248.47	5.56%
Education Reform	481,853.79	448,020.18	7.55%	456,488.79	5.56%
<b><u>Purse Fund</u></b>					
<b><u>Purses</u></b>					
Thoroughbred	702,247.15	652,938.51	7.55%	676,952.12	3.74%
Quarterhorse	609,846.21	567,025.54	7.55%	598,752.48	1.85%
Paint & Appaloosa	72,688.74	67,584.86	7.55%	68,862.37	5.56%
Breeding Development Fund					
<b><u>Special Account</u></b>					
Thoroughbred	98,561.00	91,640.49	7.55%	81,701.11	20.64%
Quarterhorse	110,881.13	103,095.55	7.55%	84,035.44	31.95%
Paint & Appaloosa	7,392.08	6,873.04	7.55%	7,002.95	5.56%
<b><u>Administration</u></b>					
Thoroughbred	8,213.42	7,636.71	7.55%	7,781.06	5.56%
Quarterhorse	7,392.08	6,873.04	7.55%	7,002.95	5.56%
Paint & Appaloosa	821.34	763.67	7.55%	778.11	5.56%
<b><u>Benevolence</u></b>					
Thoroughbred	4,106.70	3,818.35	7.55%	3,890.53	5.56%
Quarterhorse	3,696.03	3,436.52	7.55%	3,501.48	5.56%
Paint & Appaloosa	410.66	381.84	7.55%	389.05	5.55%
<b><u>Promotions</u></b>					
Thoroughbred	8,213.42	7,636.71	7.55%	7,781.06	5.56%
Quarterhorse	7,392.08	6,873.04	7.55%	7,002.95	5.56%
Paint & Appaloosa	821.34	763.67	7.55%	778.11	5.56%
<b><u>Licensee</u></b>	<b>\$3,285,366.77</b>	<b>\$3,054,683.07</b>	<b>7.55%</b>	<b>\$3,112,423.54</b>	<b>5.56%</b>



OKLAHOMA STATE AUDITOR & INSPECTOR  
GAMING AT OKLAHOMA HORSE RACING TRACKS  
MARCH 2008

ADJUSTED GROSS REVENUE  
PREVIOUS TWELVE MONTHS





**OFFICE OF THE STATE AUDITOR AND INSPECTOR  
2300 N. LINCOLN BOULEVARD, ROOM 100  
OKLAHOMA CITY, OK 73105-4896**

**[WWW.SAI.STATE.OK.US](http://WWW.SAI.STATE.OK.US)**